

Signify Classified - Internal
Cooper Lighting Solutions Photometric Lab
1121 Highway 74 South
Peachtree City, GA 30269



Scaled data based on original data using
LM-79-08 Approved Method: Electrical and Photometric Measurements of Solid-
State Lighting Products

Test Report Prepared for
Cooper Lighting Solutions
(formerly Eaton)

Brand: McGRAW-EDISON

Report Number: P437433

Luminaire Tested: **ISS-SA1C-830-U-T4FT-HSS**

Issue Date: 12/9/2020

Test Information

Test Method: LM-79-08
Report Number: P437433
TEST IS SCALED FROM IESNA LM-79-08 TEST DATA (G3-2011-074-11)
Test Lab: INNOVATION CENTER
Issue Date: 12/9/2020
Manufacturer: COOPER LIGHTING SOLUTIONS (FORMERLY EATON)
Product Line: MCGRAW-EDISON
Catalog Number: ISS-SA1C-830-U-T4FT-HSS
Description: IMPACT ELITE LED QUARTER SPHERE LUMINAIRE
(1) 80 CRI, 3000K, 615mA LIGHTSQUARE WITH 16 LEDS AND TYPE IV FORWARD
THROW OPTICS WITH HOUSE SIDE SHIELD
Light Source: -
Ballast/Driver: ELECTRONIC DRIVER

Summary

Lumens per Lamp: N/A
Luminaire Lumens: 2587 lumens
Efficiency: N/A
Efficacy: 75.6 lumens/watt
Luminous Opening: Rectangular (W 0.5' x L: 0.5' x H: 0')
IES Classification: Type IV - Short
BUG Rating: B0 - U0 - G1

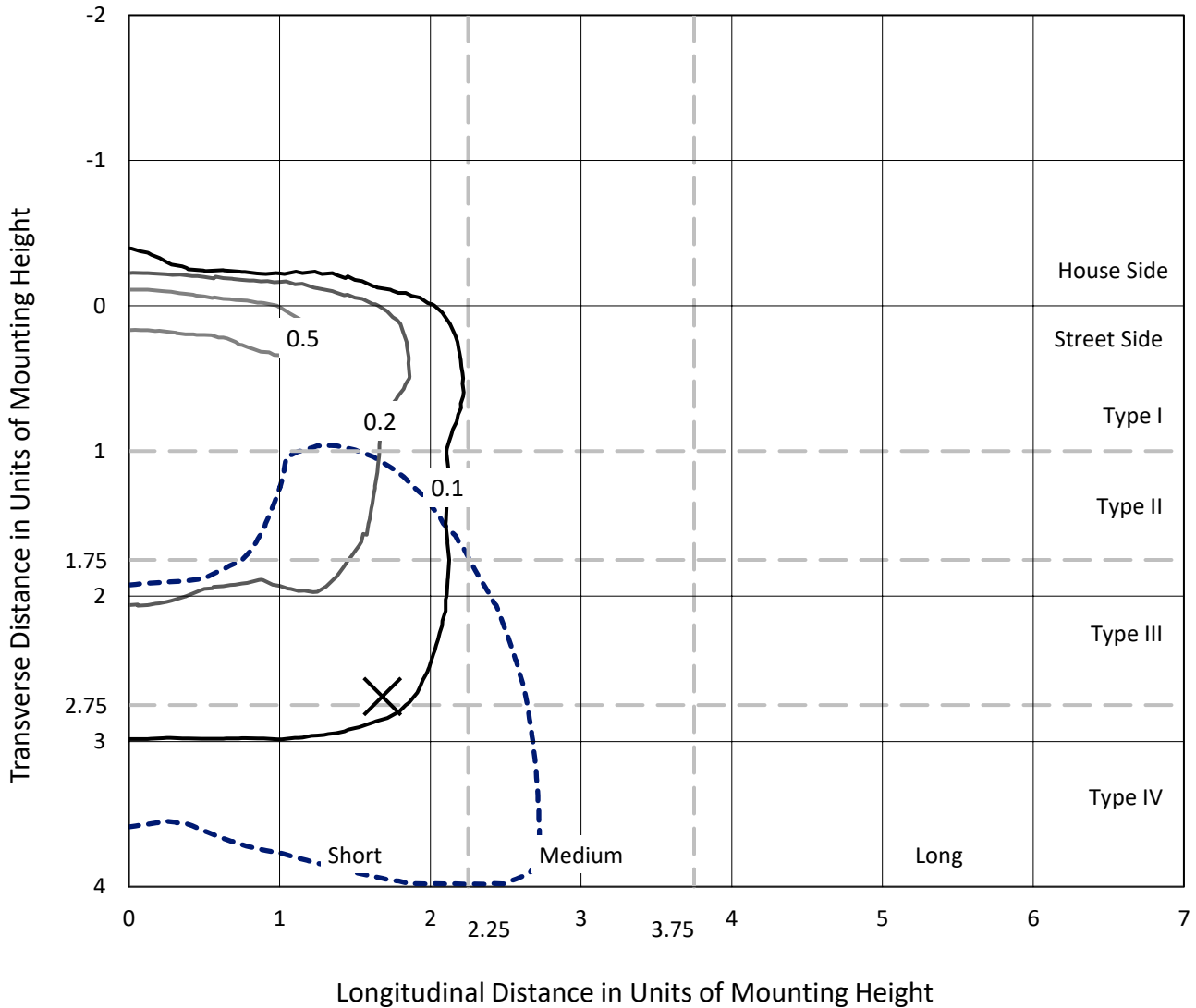
Input Watts (W): 34.2
Input Voltage (V): NR
Input Current (Ain): NR
Voltage Rise (V): NR
Power Factor: NR
Total Harmonic Distortion (THDi): NR
Frequency (hertz): 60
Stabilization Time: NR
Operation Time: NR
Ambient Temperature (°C): NR
Test Distance: 28.75 FT



REPORT NUMBER: P437433
 CATALOG NUMBER: ISS-SA1C-830-U-T4FT-HSS

Iso-Footcandle Lines of Horizontal Illumination

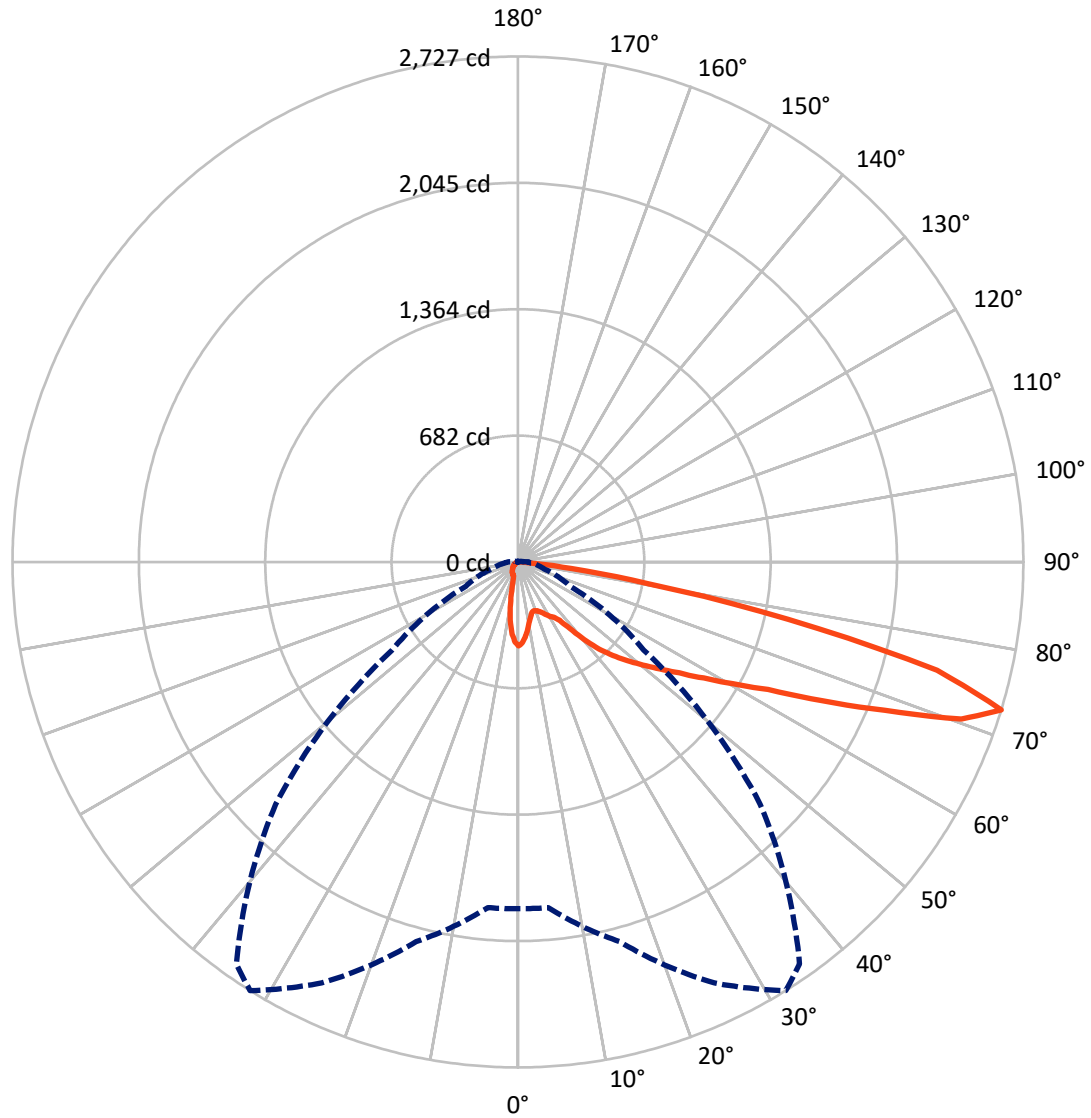
✕ Max cd
 - - - 1/2 Max cd



Based on 25 foot mounting height. Maximum calculated value = 0.7 fc
 Type IV - Short - N/A

REPORT NUMBER: P437433
CATALOG NUMBER: ISS-SA1C-830-U-T4FT-HSS

Luminous Intensity Polar Plot



— Vertical Plane Through 32-Deg Lateral - - - Horizontal Cone Through 72.5-Deg Vertical

REPORT NUMBER: P437433
 CATALOG NUMBER: ISS-SA1C-830-U-T4FT-HSS

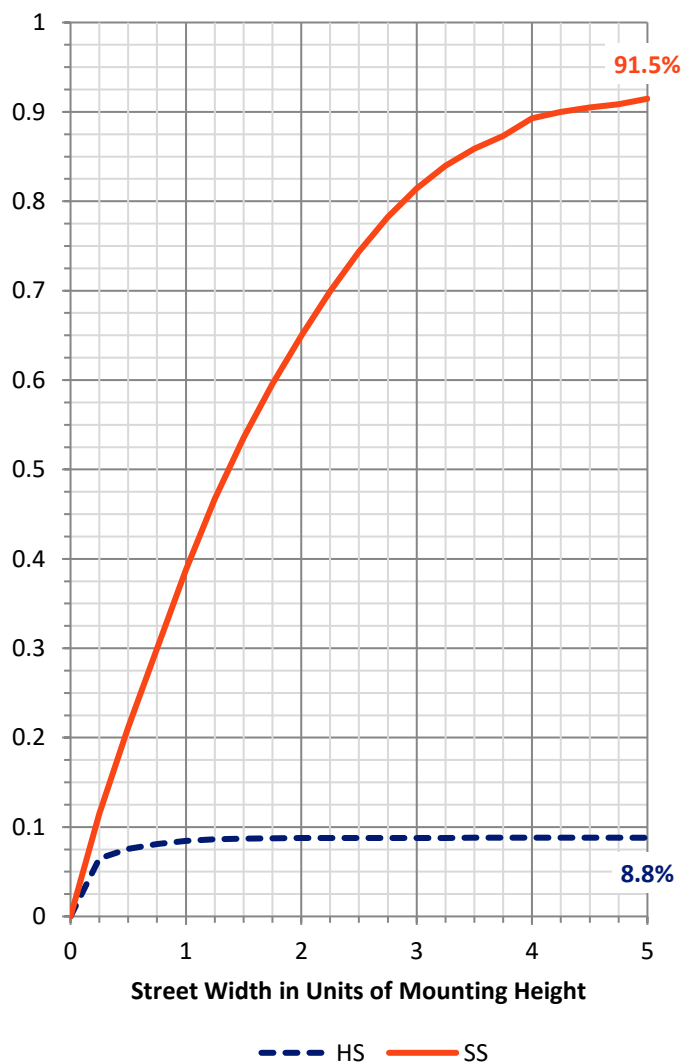
FLUX DISTRIBUTION:

		Downward	Upward	Total
House Side	Lumens	229.0	0.0	229.0
	% Fixture	8.9	0.0	8.9
Street Side	Lumens	2358.0	0.0	2358.0
	% Fixture	91.1	0.0	91.1
Total	Lumens	2587.0	0.0	2587.0
	% Fixture	100.0	0.0	100.0

ZONAL LUMENS:

Zone	Lumens	% Fixture
0°-10°	37.6	1.5
10°-20°	81.7	3.2
20°-30°	123.7	4.8
30°-40°	199.4	7.7
40°-50°	353.2	13.7
50°-60°	541.0	20.9
60°-70°	723.7	28.0
70°-80°	499.6	19.3
80°-90°	27.0	1.0
90°-100°	0.0	0.0
100°-110°	0.0	0.0
110°-120°	0.0	0.0
120°-130°	0.0	0.0
130°-140°	0.0	0.0
140°-150°	0.0	0.0
150°-160°	0.0	0.0
160°-170°	0.0	0.0
170°-180°	0.0	0.0
0°-90°	2587.0	100.0
0°-180°	2587.0	100.0

Coefficient of Utilization

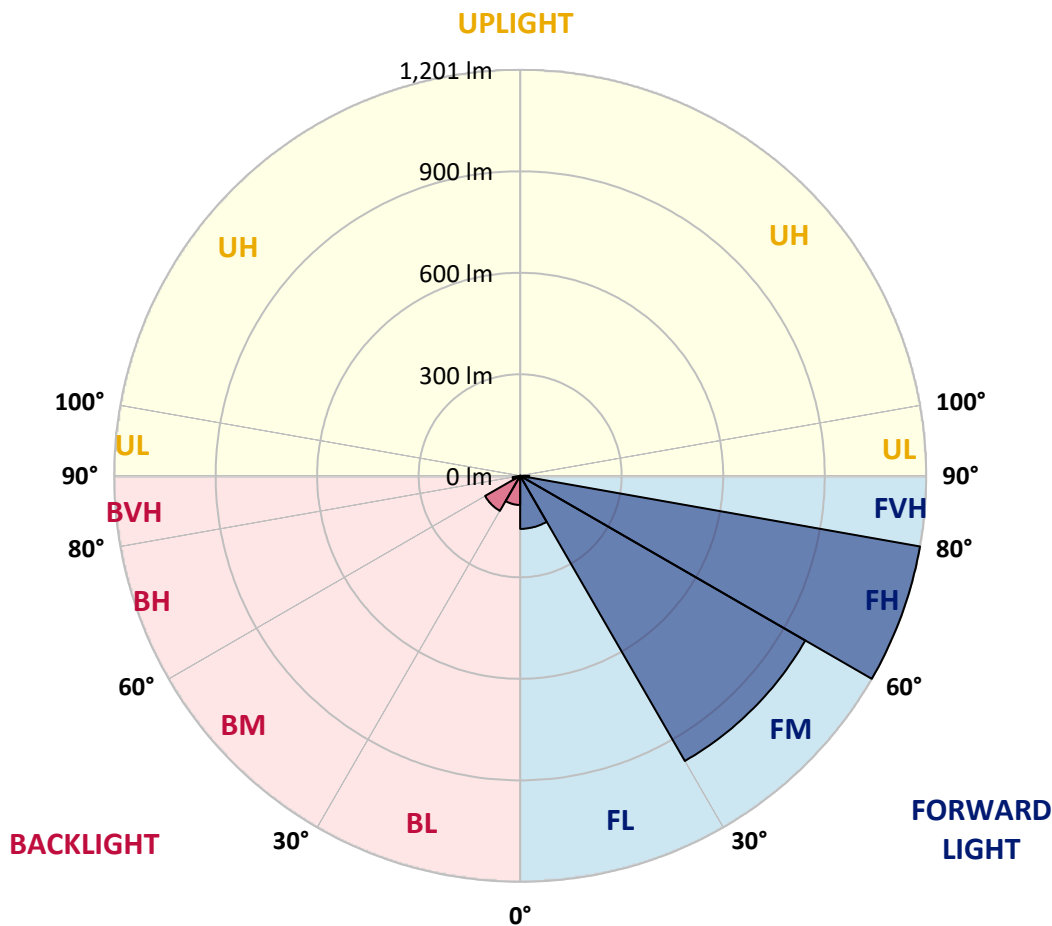


REPORT NUMBER: P437433
 CATALOG NUMBER: ISS-SA1C-830-U-T4FT-HSS

LUMINAIRE CLASSIFICATION SYSTEM LUMEN TABLE AND BUG RATING:

Zone	Lumens	% Fixture	Zone Rating/Lumen Limit		
			B	U	G
FL (0°-30°)	156.9	6.1			
FM (30°-60°)	973.8	37.6			
FH (60°-80°)	1200.6	46.4			G1/1800
FVH (80°-90°)	26.7	1.0			G1/100
BL (0°-30°)	86.2	3.3	B0/110		
BM (30°-60°)	119.7	4.6	B0/220		
BH (60°-80°)	22.7	0.9	B0/110		G0/110
BVH (80°-90°)	0.3	0.0			G0/10
UL (90°-100°)	0.0	0.0		U0/0	
UH (100°-180°)	0.0	0.0		U0/0	

BUG Rating: B0-U0-G1
 Type IV Short





REPORT NUMBER: P437433

CATALOG NUMBER: ISS-SA1C-830-U-T4FT-HSS

CANDELA DISTRIBUTION (FULL):

	0°	5°	15°	25°	32°	35°	45°	55°	65°	75°	85°
0°	453.2	453.2	453.2	453.2	453.2	453.2	453.2	453.2	453.2	453.2	453.2
2.5°	436.2	436.2	437.5	438.8	438.8	442.8	448.0	449.3	453.2	455.9	457.2
5°	390.4	395.6	395.6	402.2	407.4	412.6	425.7	433.6	446.7	455.9	458.5
7.5°	348.4	349.8	353.7	361.5	372.0	376.0	393.0	415.3	440.1	455.9	462.4
10°	306.5	307.8	310.5	322.2	332.7	341.9	365.5	393.0	428.4	455.9	467.7
12.5°	276.4	276.4	279.0	292.1	303.9	313.1	339.3	374.6	416.6	457.2	475.5
15°	265.9	265.9	264.6	271.2	281.6	289.5	319.6	358.9	406.1	459.8	483.4
17.5°	271.2	271.2	265.9	267.2	276.4	281.6	307.8	347.1	400.8	465.0	496.5
20°	281.6	281.6	271.2	271.2	280.3	284.3	306.5	340.6	398.2	474.2	514.8
22.5°	293.4	294.7	280.3	280.3	289.5	293.4	314.4	344.5	402.2	486.0	533.2
25°	313.1	313.1	294.7	294.7	302.6	309.2	328.8	356.3	407.4	500.4	562.0
27.5°	340.6	339.3	315.7	309.2	320.9	326.2	348.4	370.7	412.6	517.4	588.2
30°	373.3	366.8	343.2	330.1	340.6	344.5	366.8	390.4	428.4	542.3	628.8
32.5°	408.7	411.3	373.3	349.8	355.0	360.2	389.1	420.5	454.6	575.1	683.8
35°	478.1	478.1	438.8	394.3	385.1	387.7	419.2	459.8	487.3	630.1	746.7
37.5°	564.6	567.2	530.5	483.4	454.6	442.8	465.0	507.0	534.5	699.5	816.1
40°	658.9	655.0	617.0	573.8	550.2	535.8	524.0	573.8	598.7	774.2	885.5
42.5°	737.5	729.6	678.6	656.3	641.9	623.5	600.0	657.6	681.2	868.5	965.4
45°	788.6	782.0	731.0	724.4	719.2	708.7	713.9	758.5	780.7	977.2	1049.3
47.5°	827.9	818.7	775.5	784.7	795.1	805.6	851.5	884.2	879.0	1076.8	1117.4
50°	881.6	868.5	827.9	846.2	873.7	894.7	999.5	1008.7	968.1	1161.9	1179.0
52.5°	914.4	898.6	888.2	918.3	958.9	985.1	1161.9	1126.6	1038.8	1223.5	1227.4
55°	941.9	940.6	958.9	998.2	1057.1	1089.9	1295.5	1227.4	1084.6	1286.4	1253.6
57.5°	1025.7	1020.5	1051.9	1083.3	1181.6	1236.6	1439.6	1300.8	1117.4	1320.4	1239.2
60°	1144.9	1147.5	1148.8	1206.5	1332.2	1408.2	1553.6	1362.4	1142.3	1325.7	1197.3
62.5°	1330.9	1349.3	1317.8	1362.4	1514.3	1609.9	1663.6	1406.9	1134.4	1287.7	1091.2
65°	1600.8	1594.2	1549.7	1599.5	1802.5	1861.5	1777.6	1420.0	1088.6	1156.7	892.1
67.5°	1875.9	1878.5	1857.5	1936.1	2133.9	2123.4	1906.0	1375.5	970.7	873.7	559.4
70°	2055.3	2059.3	2111.7	2323.9	2538.7	2466.7	2010.8	1218.3	683.8	416.6	212.2
72.5°	1870.6	1871.9	2120.8	2506.0	2727.3	2648.7	1848.4	827.9	311.8	148.0	74.7
75°	1184.2	1125.3	1575.9	2124.8	2335.7	2258.4	1317.8	386.4	137.5	74.7	31.4
77.5°	412.6	419.2	641.9	1223.5	1492.0	1523.5	677.2	127.1	76.0	51.1	17.0
80°	82.5	93.0	189.9	450.6	707.4	734.9	245.0	61.6	49.8	39.3	9.2
82.5°	5.2	6.5	56.3	187.3	289.5	275.1	48.5	31.4	34.1	27.5	5.2
85°	0.0	0.0	3.9	31.4	52.4	39.3	5.2	7.9	14.4	15.7	2.6
87.5°	0.0	0.0	0.0	0.0	0.0	0.0	0.0	0.0	0.0	1.3	0.0
90°	0.0	0.0	0.0	0.0	0.0	0.0	0.0	0.0	0.0	0.0	0.0



REPORT NUMBER: P437433
 CATALOG NUMBER: ISS-SA1C-830-U-T4FT-HSS

CANDELA DISTRIBUTION (continued):

	90°	95°	105°	115°	125°	135°	145°	155°	165°	175°	180°
0°	453.2	453.2	453.2	453.2	453.2	453.2	453.2	453.2	453.2	453.2	453.2
2.5°	457.2	457.2	450.6	448.0	444.1	438.8	433.6	431.0	425.7	427.0	427.0
5°	458.5	455.9	448.0	436.2	423.1	410.0	394.3	383.8	372.0	374.6	373.3
7.5°	461.1	459.8	441.5	420.5	396.9	368.1	340.6	317.0	296.1	290.8	286.9
10°	466.3	462.4	436.2	402.2	355.0	307.8	260.7	220.1	203.0	184.7	180.8
12.5°	471.6	465.0	427.0	376.0	303.9	234.5	172.9	136.2	114.0	107.4	104.8
15°	479.4	469.0	415.3	339.3	243.7	158.5	108.7	89.1	85.1	83.8	83.8
17.5°	489.9	471.6	403.5	297.4	179.5	102.2	79.9	79.9	81.2	82.5	82.5
20°	505.6	478.1	386.4	246.3	120.5	77.3	76.0	77.3	78.6	79.9	79.9
22.5°	522.7	488.6	366.8	192.6	85.1	72.0	72.0	73.4	74.7	76.0	76.0
25°	542.3	496.5	340.6	137.5	70.7	68.1	68.1	69.4	70.7	72.0	72.0
27.5°	563.3	505.6	305.2	94.3	64.2	64.2	65.5	66.8	68.1	68.1	69.4
30°	594.7	520.1	268.5	69.4	58.9	58.9	61.6	64.2	65.5	65.5	66.8
32.5°	635.3	531.8	218.8	58.9	55.0	53.7	56.3	60.3	62.9	64.2	64.2
35°	679.9	548.9	163.7	53.7	51.1	49.8	51.1	55.0	60.3	62.9	62.9
37.5°	725.7	564.6	121.8	51.1	47.2	45.8	47.2	49.8	55.0	60.3	61.6
40°	771.6	567.2	87.8	47.2	44.5	43.2	43.2	45.8	51.1	56.3	57.6
42.5°	818.7	577.7	66.8	44.5	40.6	40.6	40.6	41.9	45.8	49.8	51.1
45°	872.4	584.2	53.7	40.6	38.0	38.0	38.0	38.0	40.6	41.9	41.9
47.5°	918.3	575.1	43.2	36.7	35.4	35.4	35.4	34.1	34.1	32.7	32.7
50°	951.0	554.1	35.4	32.7	32.7	34.1	31.4	28.8	28.8	26.2	26.2
52.5°	970.7	522.7	30.1	28.8	31.4	31.4	27.5	26.2	23.6	21.0	19.6
55°	969.4	470.3	26.2	24.9	27.5	27.5	23.6	21.0	18.3	15.7	15.7
57.5°	931.4	412.6	23.6	21.0	23.6	22.3	19.6	15.7	13.1	10.5	10.5
60°	872.4	351.1	21.0	17.0	18.3	17.0	15.7	11.8	9.2	6.5	6.5
62.5°	792.5	293.4	17.0	14.4	13.1	13.1	11.8	9.2	5.2	3.9	3.9
65°	640.6	217.5	13.1	10.5	9.2	10.5	7.9	5.2	2.6	1.3	1.3
67.5°	395.6	124.4	10.5	7.9	6.5	7.9	5.2	3.9	1.3	0.0	0.0
70°	155.9	53.7	7.9	5.2	5.2	5.2	3.9	2.6	0.0	0.0	0.0
72.5°	53.7	23.6	6.5	3.9	3.9	2.6	2.6	1.3	0.0	0.0	0.0
75°	23.6	14.4	5.2	3.9	2.6	2.6	1.3	1.3	0.0	0.0	0.0
77.5°	13.1	9.2	3.9	2.6	2.6	1.3	1.3	1.3	0.0	0.0	0.0
80°	7.9	5.2	2.6	2.6	2.6	1.3	1.3	1.3	0.0	0.0	0.0
82.5°	5.2	2.6	1.3	1.3	1.3	1.3	1.3	1.3	0.0	0.0	0.0
85°	2.6	1.3	0.0	1.3	0.0	0.0	0.0	0.0	0.0	0.0	0.0
87.5°	0.0	0.0	0.0	0.0	0.0	0.0	0.0	0.0	0.0	0.0	0.0
90°	0.0	0.0	0.0	0.0	0.0	0.0	0.0	0.0	0.0	0.0	0.0

Cooper Lighting Solutions Photometric Lab
1121 Highway 74 South
Peachtree City, GA 30269



LM-79-2019: Approved Method: Electrical and Photometric Measurements of Solid-State Lighting Products

Report Prepared for

Cooper Lighting Solutions

MCGRAW EDISON

Report Number: SP1-2408-195-9

Test Date: 08/07/2024

Luminaire Tested: GALN-SB1A-830-U-5WQ

Data in this report applies to families of products including GALN-SB1A-830-U-5WQ.

Test Information

Test Method: LM-79-2019
 Report Number: SP1-2408-195-9
 Test Lab: COOPER LIGHTING SOLUTIONS
 Photometer: SP1 - 76IN SPHERE
 Measurement Geometry: 4π
 Issue Date: 08/07/2024
 Manufacturer: COOPER LIGHTING SOLUTIONS
 Product Line: MCGRAW EDISON
 Catalog Number: **GALN-SB1A-830-U-5WQ**
 Description: GALLEON AREA AND ROADWAY LUMINAIRE. (1) 80 CRI, 3000K, 350MA HIGH DENSITY LIGHTSQUARE WITH 26 LEDS AND TYPE V WIDE OPTICS

Spectral Parameters

CCT (K): 3050
 CIE u': 0.2476
 CIE v': 0.5251
 Duv: 0.0034
 CIE x: 0.4383
 CIE y: 0.4131
 CIE z: 0.1487
 Peak Wavelength (nm): 603
 Dominant Wavelength (nm): 581
 Purity: 55.55201
 Rf: 81.5
 Rg: 99.2

CRI (Ra):	81.0		
R1:	79.6	R9:	7.1
R2:	85.6	R10:	67.0
R3:	92.0	R11:	82.7
R4:	82.6	R12:	63.2
R5:	78.9	R13:	80.3
R6:	81.7	R14:	95.0
R7:	85.2	R15:	71.7
R8:	62.0		



Test Conditions

Stabilization Time: 20M
 Operation Time: 1H 20M
 Sphere Temperature (°C): 24.2

REPORT NUMBER: SP1-2408-195-9

Measurement and Test Equipment			
Instrument	Identification Number	Calibration Date	Calibration Due Date
Photometer	IN0058	6/18/2024	12/18/2024
Power Meter	INXT2011004	2/8/2024	2/8/2025
AC Power Source	IN0063	10/24/2023	10/24/2024
DC Power Source	IN0208	10/24/2023	10/24/2024
Sphere Thermometer	IN0085	10/24/2023	10/24/2024
Room Thermometer	IN0046	10/24/2023	10/24/2024

REPORT NUMBER: SP1-2408-195-9

CIE 1931 Chromaticity Diagram



CIE 1931 Chromaticity Diagram with 2017 ANSI 7-Step and 4-Step Quadrangles



Point lies inside the ANSI 3000K 4-step quadrangle

REPORT NUMBER: SP1-2408-195-9

Photopic Flux vs. Wavelength



Photopic Lumens: NR

λ (nm)	Power W [^] /nm	Lumens (ϕ /nm)	λ (nm)	Power W [^] /nm	Lumens (ϕ /nm)	λ (nm)	Power W [^] /nm	Lumens (ϕ /nm)	λ (nm)	Power W [^] /nm	Lumens (ϕ /nm)	λ (nm)	Power W [^] /nm	Lumens (ϕ /nm)
360	0	NR	490	168	NR	620	940	NR	750	35	NR	880	1	NR
365	0	NR	495	233	NR	625	897	NR	755	30	NR	885	1	NR
370	0	NR	500	300	NR	630	847	NR	760	26	NR	890	1	NR
375	0	NR	505	372	NR	635	790	NR	765	22	NR	895	1	NR
380	0	NR	510	430	NR	640	730	NR	770	19	NR	900	1	NR
385	0	NR	515	483	NR	645	668	NR	775	16	NR	905	1	NR
390	0	NR	520	524	NR	650	605	NR	780	14	NR	910	0	NR
395	2	NR	525	555	NR	655	545	NR	785	12	NR	915	0	NR
400	4	NR	530	581	NR	660	485	NR	790	10	NR	920	0	NR
405	7	NR	535	604	NR	665	430	NR	795	9	NR	925	0	NR
410	17	NR	540	623	NR	670	378	NR	800	8	NR	930	0	NR
415	34	NR	545	645	NR	675	331	NR	805	7	NR	935	0	NR
420	68	NR	550	667	NR	680	290	NR	810	6	NR	940	0	NR
425	128	NR	555	693	NR	685	251	NR	815	5	NR	945	0	NR
430	214	NR	560	719	NR	690	218	NR	820	4	NR	950	0	NR
435	339	NR	565	754	NR	695	188	NR	825	4	NR	955	0	NR
440	507	NR	570	791	NR	700	162	NR	830	3	NR	960	0	NR
445	573	NR	575	830	NR	705	139	NR	835	3	NR	965	0	NR
450	356	NR	580	873	NR	710	119	NR	840	3	NR	970	0	NR
455	217	NR	585	913	NR	715	102	NR	845	2	NR	975	0	NR
460	168	NR	590	948	NR	720	88	NR	850	2	NR	980	0	NR
465	113	NR	595	974	NR	725	76	NR	855	2	NR	985	0	NR
470	85	NR	600	994	NR	730	65	NR	860	1	NR	990	0	NR
475	85	NR	605	998	NR	735	55	NR	865	1	NR	995	0	NR
480	94	NR	610	994	NR	740	47	NR	870	1	NR	1000	0	NR
485	120	NR	615	973	NR	745	41	NR	875	1	NR			

REPORT NUMBER: SP1-2408-195-9

Scotopic Flux vs. Wavelength



Scotopic Lumens: NR

S/P: 1.27

λ (nm)	Power W [^] /nm	Lumens (φ/nm)	λ (nm)	Power W [^] /nm	Lumens (φ/nm)	λ (nm)	Power W [^] /nm	Lumens (φ/nm)	λ (nm)	Power W [^] /nm	Lumens (φ/nm)	λ (nm)	Power W [^] /nm	Lumens (φ/nm)
360	0	NR	490	168	NR	620	940	NR	750	35	NR	880	1	NR
365	0	NR	495	233	NR	625	897	NR	755	30	NR	885	1	NR
370	0	NR	500	300	NR	630	847	NR	760	26	NR	890	1	NR
375	0	NR	505	372	NR	635	790	NR	765	22	NR	895	1	NR
380	0	NR	510	430	NR	640	730	NR	770	19	NR	900	1	NR
385	0	NR	515	483	NR	645	668	NR	775	16	NR	905	1	NR
390	0	NR	520	524	NR	650	605	NR	780	14	NR	910	0	NR
395	2	NR	525	555	NR	655	545	NR	785	12	NR	915	0	NR
400	4	NR	530	581	NR	660	485	NR	790	10	NR	920	0	NR
405	7	NR	535	604	NR	665	430	NR	795	9	NR	925	0	NR
410	17	NR	540	623	NR	670	378	NR	800	8	NR	930	0	NR
415	34	NR	545	645	NR	675	331	NR	805	7	NR	935	0	NR
420	68	NR	550	667	NR	680	290	NR	810	6	NR	940	0	NR
425	128	NR	555	693	NR	685	251	NR	815	5	NR	945	0	NR
430	214	NR	560	719	NR	690	218	NR	820	4	NR	950	0	NR
435	339	NR	565	754	NR	695	188	NR	825	4	NR	955	0	NR
440	507	NR	570	791	NR	700	162	NR	830	3	NR	960	0	NR
445	573	NR	575	830	NR	705	139	NR	835	3	NR	965	0	NR
450	356	NR	580	873	NR	710	119	NR	840	3	NR	970	0	NR
455	217	NR	585	913	NR	715	102	NR	845	2	NR	975	0	NR
460	168	NR	590	948	NR	720	88	NR	850	2	NR	980	0	NR
465	113	NR	595	974	NR	725	76	NR	855	2	NR	985	0	NR
470	85	NR	600	994	NR	730	65	NR	860	1	NR	990	0	NR
475	85	NR	605	998	NR	735	55	NR	865	1	NR	995	0	NR
480	94	NR	610	994	NR	740	47	NR	870	1	NR	1000	0	NR
485	120	NR	615	973	NR	745	41	NR	875	1	NR			

REPORT NUMBER: SP1-2408-195-9

Melanopic Flux vs. Wavelength



Melanopic Lumens: NR

M/P: 2.32

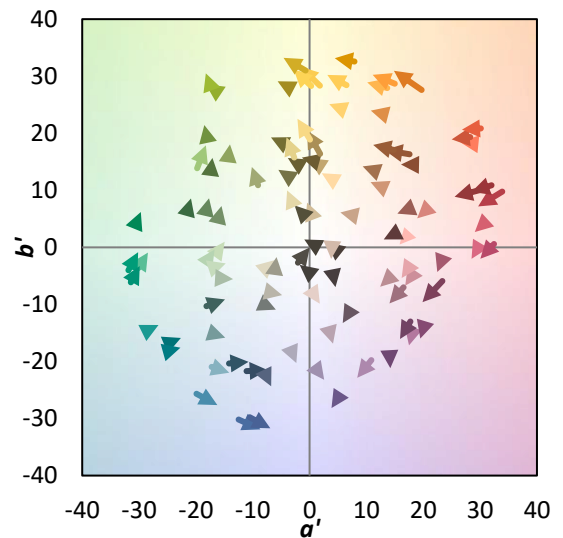
λ (nm)	Power W [^] /nm	Lumens (φ/nm)	λ (nm)	Power W [^] /nm	Lumens (φ/nm)	λ (nm)	Power W [^] /nm	Lumens (φ/nm)	λ (nm)	Power W [^] /nm	Lumens (φ/nm)	λ (nm)	Power W [^] /nm	Lumens (φ/nm)
360	0	NR	490	168	NR	620	940	NR	750	35	NR	880	1	NR
365	0	NR	495	233	NR	625	897	NR	755	30	NR	885	1	NR
370	0	NR	500	300	NR	630	847	NR	760	26	NR	890	1	NR
375	0	NR	505	372	NR	635	790	NR	765	22	NR	895	1	NR
380	0	NR	510	430	NR	640	730	NR	770	19	NR	900	1	NR
385	0	NR	515	483	NR	645	668	NR	775	16	NR	905	1	NR
390	0	NR	520	524	NR	650	605	NR	780	14	NR	910	0	NR
395	2	NR	525	555	NR	655	545	NR	785	12	NR	915	0	NR
400	4	NR	530	581	NR	660	485	NR	790	10	NR	920	0	NR
405	7	NR	535	604	NR	665	430	NR	795	9	NR	925	0	NR
410	17	NR	540	623	NR	670	378	NR	800	8	NR	930	0	NR
415	34	NR	545	645	NR	675	331	NR	805	7	NR	935	0	NR
420	68	NR	550	667	NR	680	290	NR	810	6	NR	940	0	NR
425	128	NR	555	693	NR	685	251	NR	815	5	NR	945	0	NR
430	214	NR	560	719	NR	690	218	NR	820	4	NR	950	0	NR
435	339	NR	565	754	NR	695	188	NR	825	4	NR	955	0	NR
440	507	NR	570	791	NR	700	162	NR	830	3	NR	960	0	NR
445	573	NR	575	830	NR	705	139	NR	835	3	NR	965	0	NR
450	356	NR	580	873	NR	710	119	NR	840	3	NR	970	0	NR
455	217	NR	585	913	NR	715	102	NR	845	2	NR	975	0	NR
460	168	NR	590	948	NR	720	88	NR	850	2	NR	980	0	NR
465	113	NR	595	974	NR	725	76	NR	855	2	NR	985	0	NR
470	85	NR	600	994	NR	730	65	NR	860	1	NR	990	0	NR
475	85	NR	605	998	NR	735	55	NR	865	1	NR	995	0	NR
480	94	NR	610	994	NR	740	47	NR	870	1	NR	1000	0	NR
485	120	NR	615	973	NR	745	41	NR	875	1	NR			

Summary

$R_f = 81.5$
 $R_g = 99.2$
 $CIE R_a = 81.0$
 $R_9 = 7.1$



Color Vector Graphics



Individual Sample Fidelity Index ($R_{f,i}$)

CES01 = 86	CES26 = 74	CES51 = 89	CES76 = 70
CES02 = 63	CES27 = 88	CES52 = 92	CES77 = 86
CES03 = 31	CES28 = 89	CES53 = 81	CES78 = 72
CES04 = 70	CES29 = 67	CES54 = 87	CES79 = 90
CES05 = 50	CES30 = 68	CES55 = 85	CES80 = 88
CES06 = 51	CES31 = 71	CES56 = 78	CES81 = 78
CES07 = 42	CES32 = 70	CES57 = 76	CES82 = 95
CES08 = 41	CES33 = 71	CES58 = 78	CES83 = 90
CES09 = 29	CES34 = 82	CES59 = 92	CES84 = 94
CES10 = 76	CES35 = 90	CES60 = 95	CES85 = 86
CES11 = 59	CES36 = 93	CES61 = 93	CES86 = 72
CES12 = 65	CES37 = 87	CES62 = 83	CES87 = 85
CES13 = 43	CES38 = 75	CES63 = 77	CES88 = 83
CES14 = 74	CES39 = 94	CES64 = 83	CES89 = 75
CES15 = 71	CES40 = 89	CES65 = 77	CES90 = 81
CES16 = 47	CES41 = 85	CES66 = 80	CES91 = 96
CES17 = 50	CES42 = 86	CES67 = 79	CES92 = 73
CES18 = 56	CES43 = 81	CES68 = 84	CES93 = 84
CES19 = 72	CES44 = 99	CES69 = 91	CES94 = 64
CES20 = 66	CES45 = 87	CES70 = 78	CES95 = 80
CES21 = 87	CES46 = 82	CES71 = 76	CES96 = 84
CES22 = 79	CES47 = 77	CES72 = 92	CES97 = 87
CES23 = 92	CES48 = 71	CES73 = 71	CES98 = 81
CES24 = 91	CES49 = 81	CES74 = 93	CES99 = 74
CES25 = 72	CES50 = 89	CES75 = 74	



Color Rendition by Hue-Angle Bin



Measure Comparisons



(END OF REPORT)